




Sheffield Cycle Stand With Mid-rail

Named after the Steel City youâ€™d be expecting a tough, durable cycle stand, and the root fixed Sheffield Cycle Stand with Mid-rail doesnâ€™t disappoint. Itâ€™s one of the most popular cycle stands at Bailey Streetscene, as its simple design allows it to be used in both urban and rural landscapes.

Manufactured from mild steel and the hot dipped galvanised as standard, itâ€™s also available manufactured from grade 304 or 316 stainless steel for more aggressive environments such as industrial or coastal areas. It comes complete with a steel mid-rail which serves multiple purposes including adding an extra locking point for your bicycle.


Additional Options: Root fixed as standard with a surface mounted option available. Powder coating to most BS or RAL colours available. Bright polished finish or brushed satin finish. A rubber bung can be added for use as a door guard.

H: 1100mm x L: 750mm x Dia: 48mm




Materials, Finishes & Options

Steel
Available in the options below;
for further details on our **steel** visit our **materiality page >>**



Colours
Available in a huge range of **RAL** colours.
Our most popular colours are;



Fixtures
This product can be customised with a range of optional fixtures. If you have any further bespoke requirements **get in touch**, our sales team will be happy to help.

