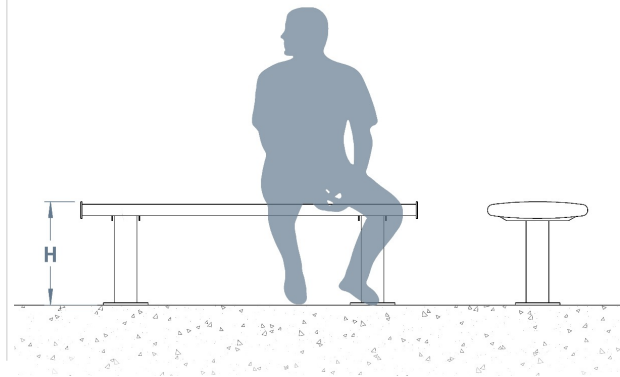



Bradford Bench

A surface mounted or root fixed bench, the Bradford Bench is a sturdy, hard wearing seating solution that is suitable for any outdoor areas, especially busy town centres. The frame is manufactured from grade 304 stainless steel with a brushed satin finish, whilst the base consists of treated timber slats. The combination of the two materials creates a stylish and modern seat.


Available with grade 316 stainless steel for more aggressive environments such as industrial or coastal areas.

L: 1800mm x D: 447mm x H: 450mm



Materials, Finishes & Options

Stainless steel
 Available in the options below;
 for further details on our **stainless steel**
 visit our **materiality page >>**



Timber
 Available in the options below;
 for further details on our **timber** visit our **materiality page >>**



Fixtures
 This Product can be customised with a range of optional
 fixtures. If you have any further bespoke requirements
get in touch, our sales team will be happy to help.

