



Deacon Cube

The Deacon Cube is the latest addition to the Deacon Range, it's a solid and simplistic design that is suited for most urban environments, in particular Educational and Health institutes.


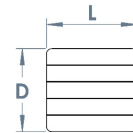
It features a steel frame clad in treated hardwood.

Available to 2 versions;
 Fully clad - Hardwood cladding on all 5 sides.
 Partially Clad - Hardwood cladding on 3 sides with galvanised and powder coated steel ends.

This cube comes in a variety of timber options to give you the finish your outdoor space wants and deserves. The Deacon's practicality and durability make it ideal for high footfall, heavy use areas.


Surface mounted.

L: 560mm x D:560mm x H: 450mm



Materials, Finishes & Options

Timber
 Available in the options below;
 for further details on our timber visit our [materiality page](#) >>



Fixtures
 This Product can be customised with a range of optional fixtures. If you have any further bespoke requirements get in touch, our sales team will be happy to help.

