



## Tombola Bench

A monolithic design featuring large hardwood beams resting on steel columns with optional integrated lighting. The lengthy Hardwood beams form an attractive and consistent bench, that when combined with underlighting becomes a focal point in urban areas.

The extremely durable timbers are specially sourced and can be manufactured to any length required.

The industrial steel supports can be powder coated in a range of RAL colours to complement your scheme.

The bench can be secured in place using surface or below surface fixings.

Also available is the Tombola Table featuring the same design principles. When combined with the table it creates a unified communal dining and social space.

### Materials:

Frame: Steel

Bench Top: Hardwood

Standard Unit - L: 2000mm x D: 300mm x H: 550mm

**TECHNICAL  
DRAWINGS  
AVAILABLE ON  
REQUEST**

**PLEASE CONTACT  
OUR SALES TEAM**

## Materials, Finishes & Options

### Timber

Available in the options below;  
for further details on our timber visit our [materiality page](#) >>

#### Soft Wood

#### Hard Wood



Siberian  
Larch




Sapele


### Colours

Available in a huge range of RAL colours.

Our most popular colours are;



Jet black



Graphite  
grey




Ultramarine



White

### Fixtures

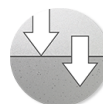
This Product can be customised with a range of optional fixtures. If you have any further bespoke requirements **get in touch**, our sales team will be happy to help.



Armrests



Anti-skate  
studs



Surface mount  
/ Root fixed



Bench/Seat