



## Protect Cycle Stand

The Protect Cycle Stand is tested to withstand impact from vehicles to IWA 14-1 standards. As standard the cycle stand is manufactured in a grade 304 grit brushed finished stainless-steel sleeve, with the option of either Flat top or fully welded dome top and 2 Sapele hardwood timber bumpers. Also available in galvanised and powder-coated steel.

This Cycle Stand sits atop a 'Protect Impact Core' that is hot dip galvanised to BS EN 1461:2009 as standard and cast in concrete at a total depth of only 250mm.

**DIMS:**


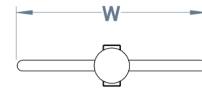
Â Above ground - W: 139 x L: 750 x H: 820mm / Below ground - W: 1300 x L: 1300 x H: 250mm

**MATERIALS:**

Â Cycle Stand: G304/316 Stainless Steel, Sapele Timber/ Protect Core: Galvanised Steel


**IWA 14-1:2013 TEST RATING:Â**

Single Core - V/1500[M1]/48/90:2.2 / Dual Core - V/2500[N1G]/48/90:0.0  
W: 139 x L: 750 x H: 820mm



## Materials, Finishes & Options

**Steel**  
Available in the options below;  
for further details on our **steel** visit our **materiality page >>**



**Timber**  
Available in the options below;  
for further details on our **timber** visit our **materiality page >>**

