



## Imperial Seating

Curved or straight? The choice is yours. But the key word there is 'choice'. That's what this stylish seat gives you. The Imperial Seat is manufactured from curved timber slats complete with timber frame, armrests and backrest, and can be modified to suit your requirements.

Available as a curved or straight seat, this is available with hardwood or softwood timber slats and is surface mounted or root fixed. An attractive, contemporary seat for any outdoor environment.

### Customisable options include:

- Backrest
- Flexibility of design with straight or curved seating
- Anti-Skate studs
- Choice of timbers



### Advantages of this design include:

- Surface mounted for easy installation
- Consistent look with matching bench and seat

### Seating is ideal for:

- Schools / Universities
- Public Spaces

L: 2000mm x D: 340mm x H: 450mm



## Materials, Finishes & Options

### Timber

Available in the options below; for further details on our timber visit our [materiality page](#) >>

### Fixtures

This Product can be customised with a range of optional fixtures. If you have any further bespoke requirements get in touch, our sales team will be happy to help.

#### Standard

#### Premium

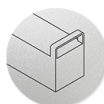


Softwood

Iroko

Sapele

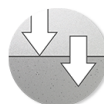
Cumaru



Armrests



Anti-skate studs



Surface mount / Root fixed



Bench/Seat