



Stoke Compound

The Stoke Compound offers enhanced security for bicycle storage its modular design allows it to be extendable in 4m lengths.

The steel frame box section can be powder coated, and clad with 10 year UV stable PETG sheeting. Covered end panels also available. The gates are constructed from box section steel and 15mm steel infill bars.

Customisable options include:

- Powder coating in range RAL colours
- Bespoke sizes available on request
- Cycle / Scooter / Motorcycle parking

Advantages of this design include:

- Water run-off to sides
- UV Stable Clear PET Sheeting
- Modular design

Shelter is ideal for:

- Cycle parking
- Schools / Universities
- Health Care
- Business Parks

Standard sizes starting from L: 4100mm x D: 5440mm x H: 2100mm

TECHNICAL
DRAWINGS
AVAILABLE ON
REQUEST

PLEASE CONTACT
OUR SALES TEAM

Materials, Finishes & Options

Steel

Available in the options below;
 for further details on our **steel** visit our **materiality page >>**


Plastic

Available in the options below;
 for further details on our **Plastic** visit our **materiality page >>**

Fixtures

This product can be customised with a range of optional fixtures. If you have any further bespoke requirements **get in touch**, our sales team will be happy to help.

Standard | Premium



Galvanised

Powder coated

Standard | Premium

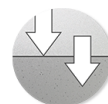


80% light transmittance

Coloured

Opaque


Smoked Grey



Surface Mount / Root fixed



Cycle parking



Bespoke sizes



Security additions